



INSTITUTE FOR DEFENSE ANALYSES

Applications of Network Methods for Supply Chain Analysis

Zedekiah P. Fashena

April 2023

Approved for public release;
distribution is unlimited.

IDA Non-Standard D-33481

INSTITUTE FOR DEFENSE ANALYSES
730 East Glebe Road
Alexandria, Virginia 22305



The Institute for Defense Analyses is a nonprofit corporation that operates three Federally Funded Research and Development Centers. Its mission is to answer the most challenging U.S. security and science policy questions with objective analysis, leveraging extraordinary scientific, technical, and analytic expertise.

About This Publication

This work was conducted by the IDA Systems and Analyses Center under Project ITSDPD, "ITSD Overhead Professional Development," for IDA. The views, opinions, and findings should not be construed as representing the official position of either the Department of Defense or the sponsoring organization.

Acknowledgements

Margaret E. Zientek

For More Information

Zedekiah P. Fashena, Project Leader
zfashena@ida.org, 703-575-1437

Margaret E. Myers, Director, Information Technology and Systems Division
mmyers@ida.org, 703-578-2782

Copyright Notice

© 2023 Institute for Defense Analyses
730 East Glebe Road, Alexandria, Virginia 22305 • (703) 845-2000.

This material may be reproduced by or for the U.S. Government pursuant to the copyright license under the clause at DFARS 252.227-7013 (Feb. 2014).



**DATAWorks 2023:
Applications of Network Methods for Supply Chain
Analysis**

Zed Fashena

April 2023

Institute for Defense Analyses
730 East Glebe Road • Alexandria, Virginia 22305

Deficiencies and Bottlenecks in the Defense Industrial Base Directly Impact DoD Capabilities

Pentagon

The US is running out of bombs — and it may soon struggle to make more

By Aaron Mehta

May 22, 2018



Key suppliers for weapons such as the AIM-120 advanced medium-range air-to-air missile are fleeing the defense-industrial base, which could have an impact on the ability of America to wage war in the future. (R. Nial Bradshaw/U.S. Air Force)

From Rockets to Ball Bearings, Pentagon Struggles to Feed War Machine


The flow of arms to Ukraine has exposed a worrisome lack of production capacity in the United States that has its roots in the end of the Cold War.

Congress

The US is heavily reliant on China and Russia for its ammo supply chain. Congress wants to fix that.

By Bryant Harris

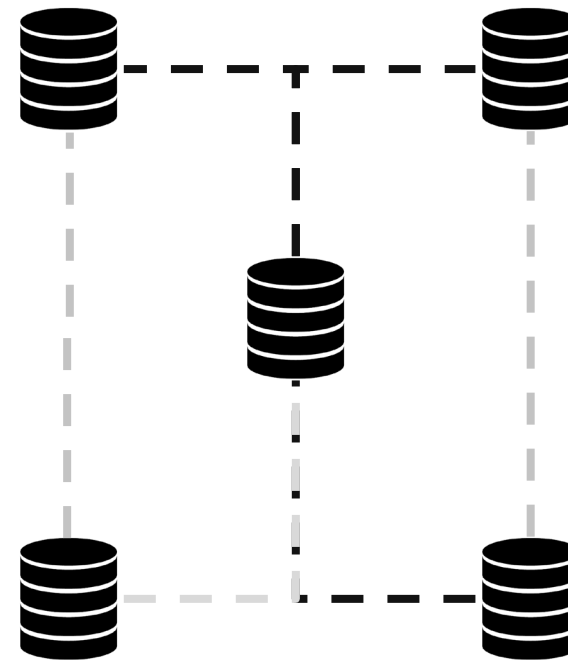
Jun 8, 2022



Bullets are seen in front of an American-made F-16V fighter during a military exercise in Taiwan on Jan. 15, 2020. (Chiang Ying-ying/AP)

No Single Entity in the DoD or DIB Has a Complete Picture of the Supply Chain for Military Critical Components

- Government authoritative sources are often stove-piped, and organizations are reluctant to share data.
- When data sharing is possible, limited documentation and incompatible schemas often make analysis difficult.
- Unclassified, open source, publicly available data can fill in gaps and identify vulnerabilities.



Open Source Data Is Often Undervalued Compared to Government Authoritative Sources

- Contracts and Subcontracts
- Sanction and Entity Lists
- SEC Filings
- Board/Personnel Activity
- Ownership/Investment Transactions
- Joint Ventures, VC, Angel, Post IPOs
- Patents
- Grants
- Commercial Earning Calls
- Business Locations
- M&A Activity
- Legal Filings/ Bankruptcy
- Budget Exhibits
- Contract Acquisition Management Packages
- Manufacturing Facilities

Open Source Data Considerations

- Refresh is easy, data is more likely to be regularly updated.
- Schema/Documentation is more available, but connecting data sources is challenging.
- Data sources are often not designed to support defense analysis, so flexibility is key.
- Pivot and adapt to use the same or related data to answer multiple questions of interest.

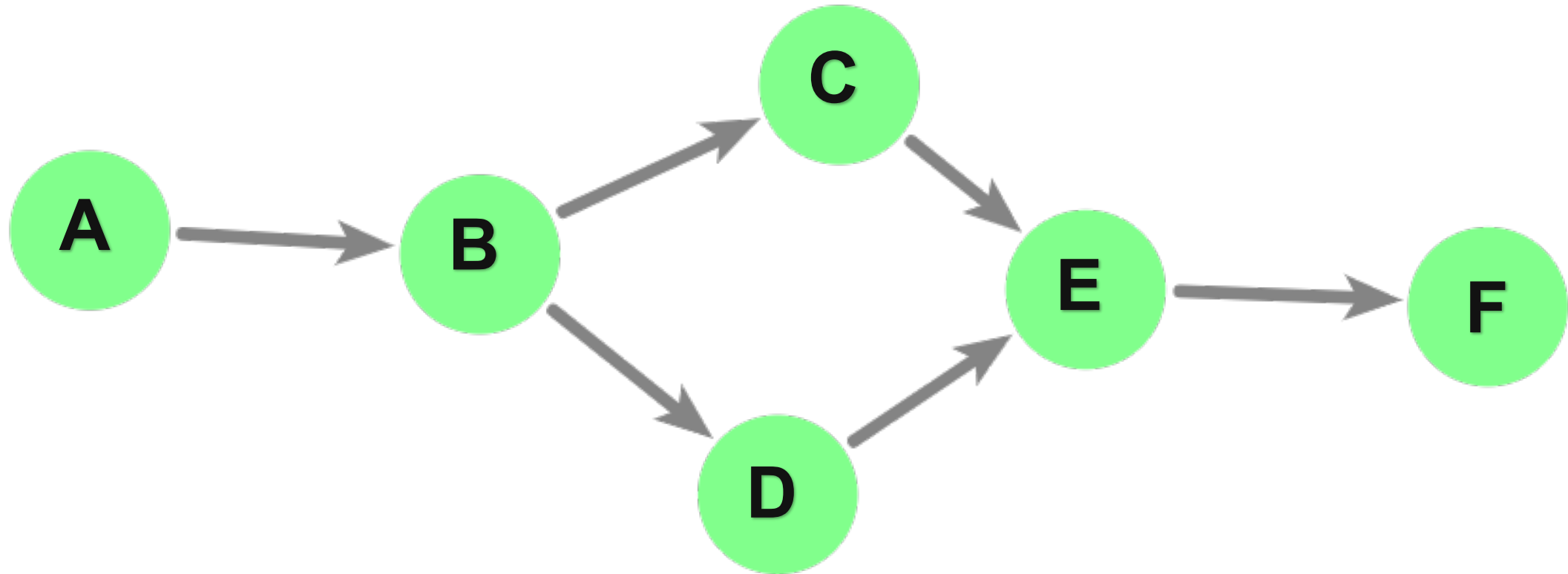
Reproducibility Is Key in Supporting Adaptable Analyses

Methods such as version control and markdown are commonly used to enhance the reproducibility of analyses.

However, reproducibility alone is not enough to allow for adaptability. We must also be able to incorporate new data and transformations to rapidly and effectively respond to senior leader needs.

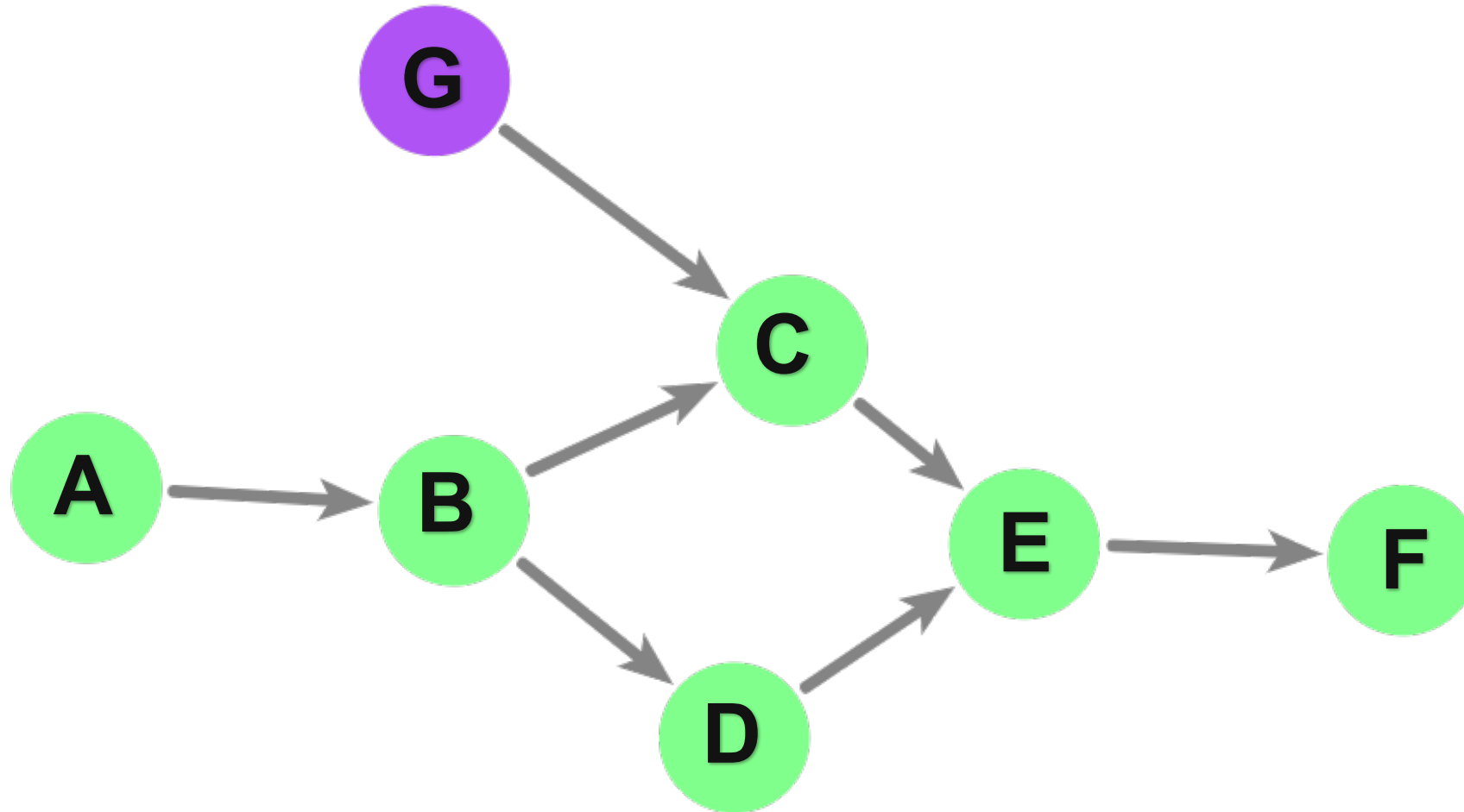


Data Pipeline: Directed Acyclic Graph



Each node represents an action or transformation performed on the data in a particular order, taking into account dependencies

Data Pipeline: Directed Acyclic Graph



The pipeline can be transparently modified to include an additional data source or transformation.

A Data Pipeline Is a Capability, Not a Tool

Many software options exist – remaining tool-agnostic prevents platform lock-in, since different solutions may be more appropriate for different problems.



Apache
Airflow



Luigi Pipeline Example Dependency Graph

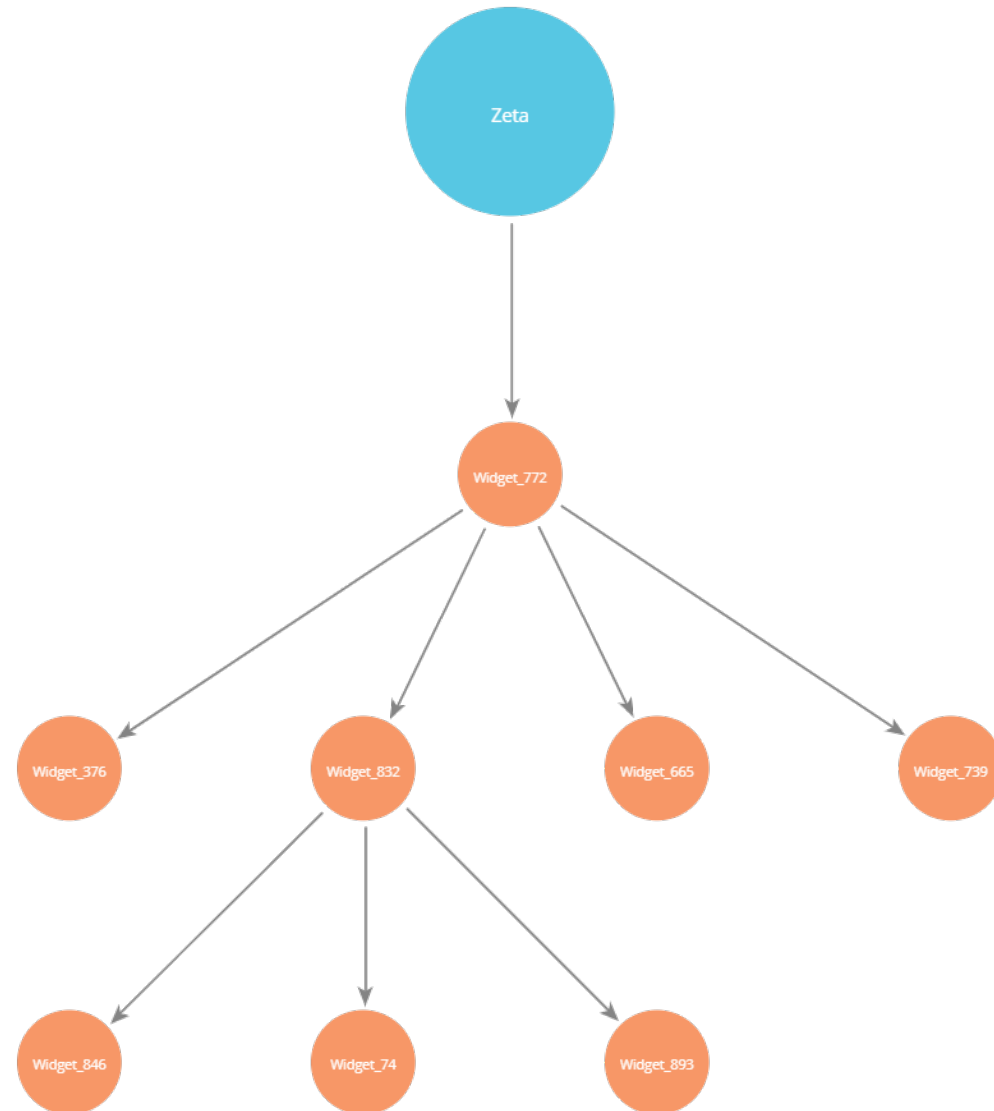


Many Forms of Data Are Naturally Graphical and Can Be Described with Relationships and Entities

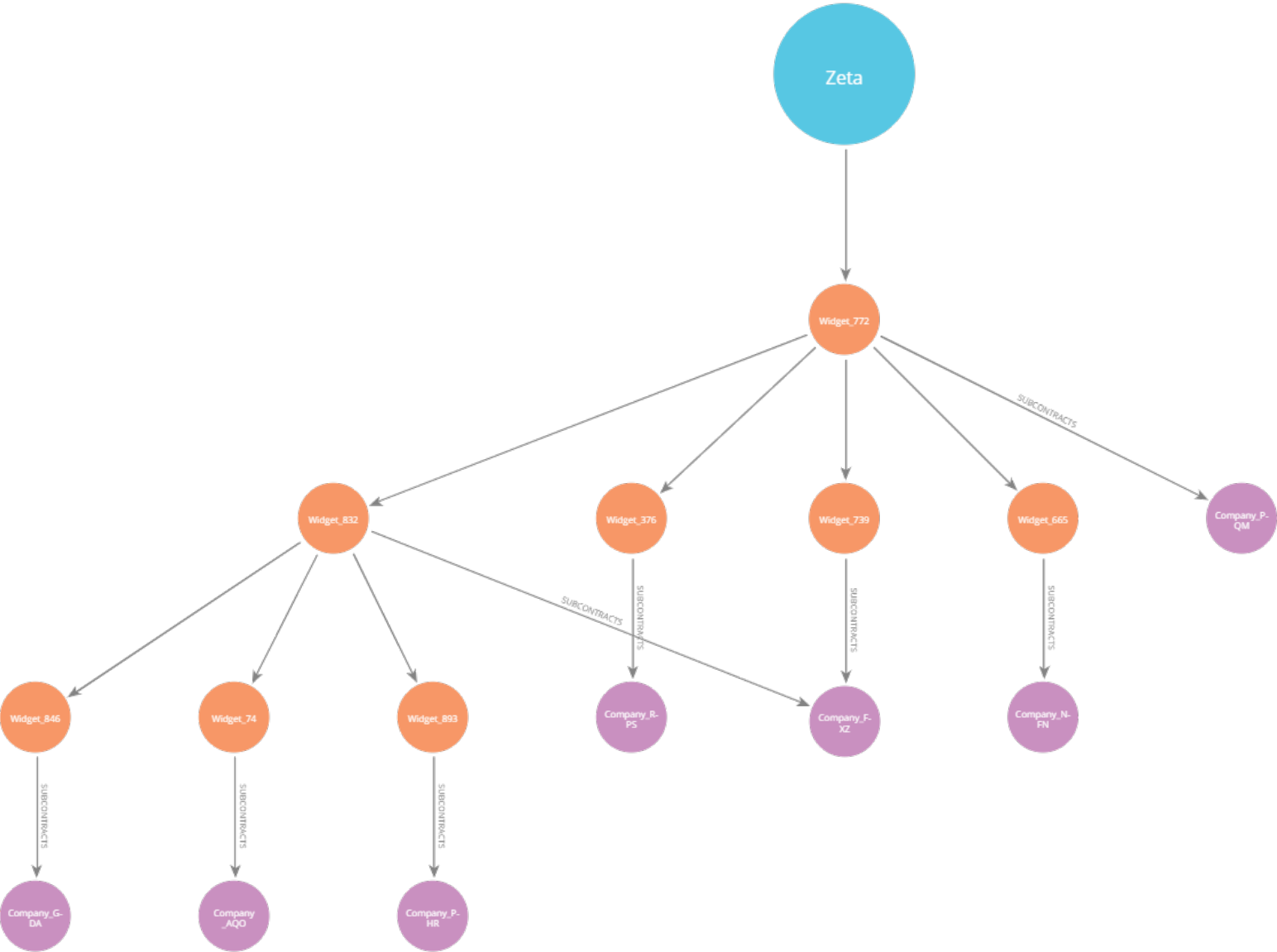


Storing data graph-natively rather than in a SQL-like relational database allows for easier network-style queries.


Components and Subcomponents Are Hierarchically Structured and Tied to a System of Interest




Components and Subcomponents Are Linked to Their Respective Suppliers



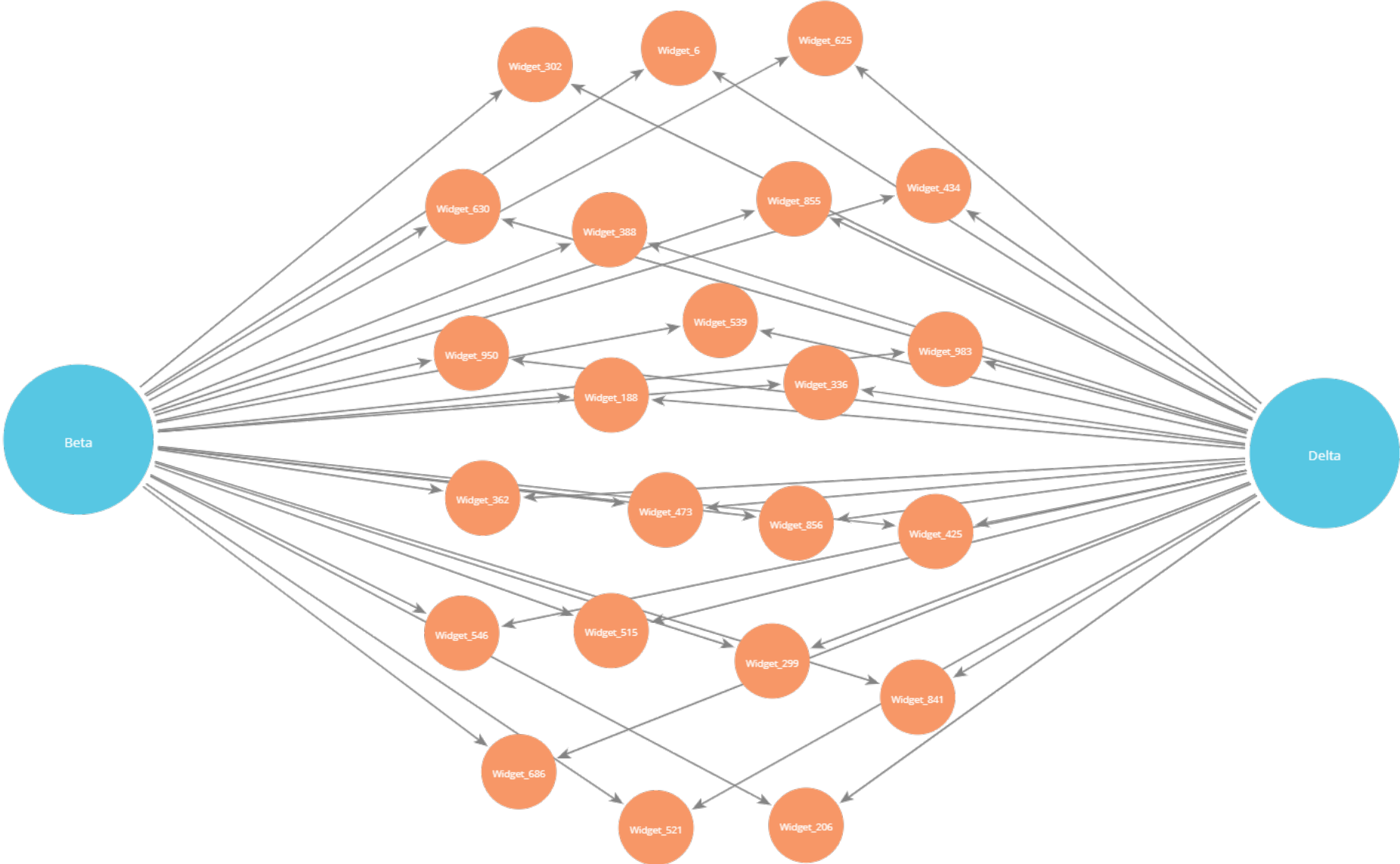
Expansion of the Components and Subcomponents for a System of Interest



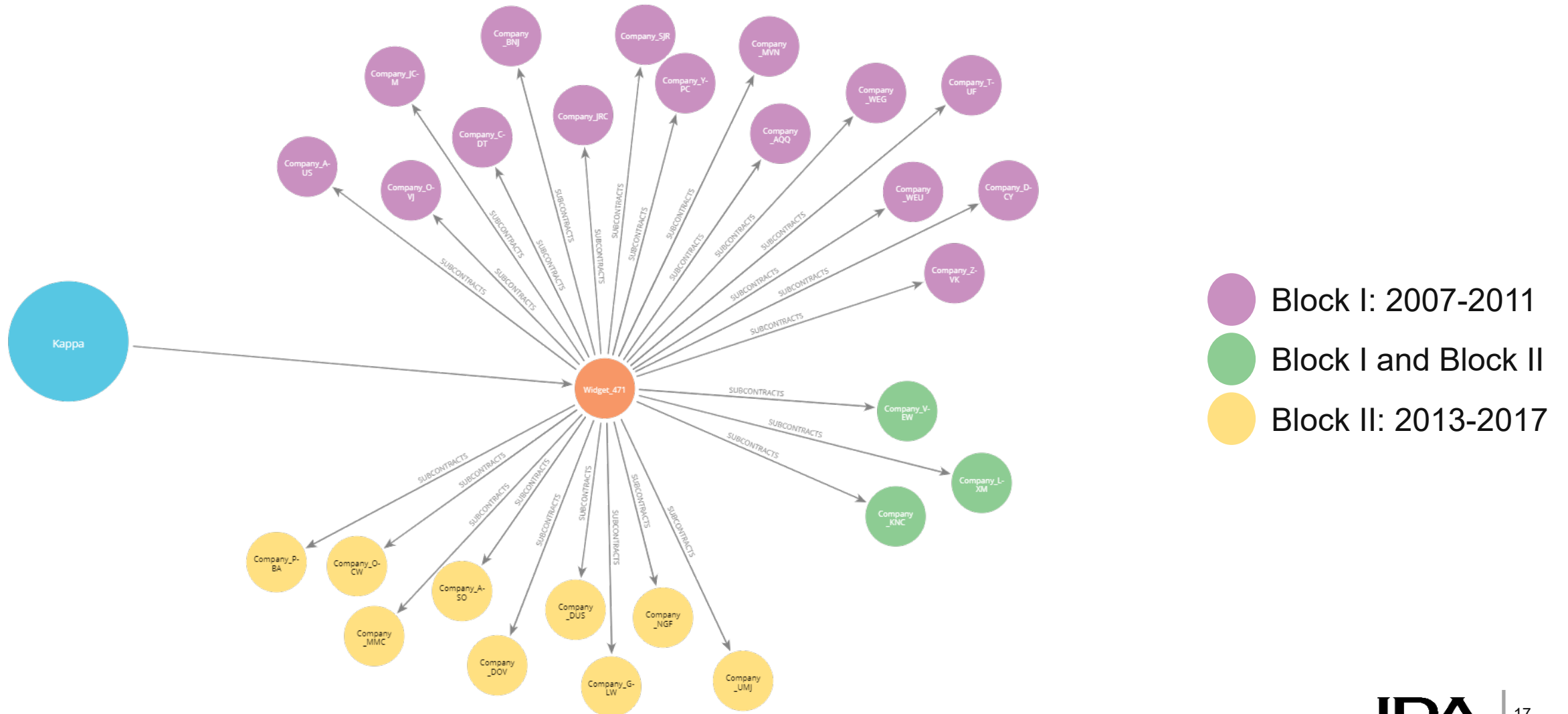
Expansion of the Components, Subcomponents, and Suppliers for a System of Interest



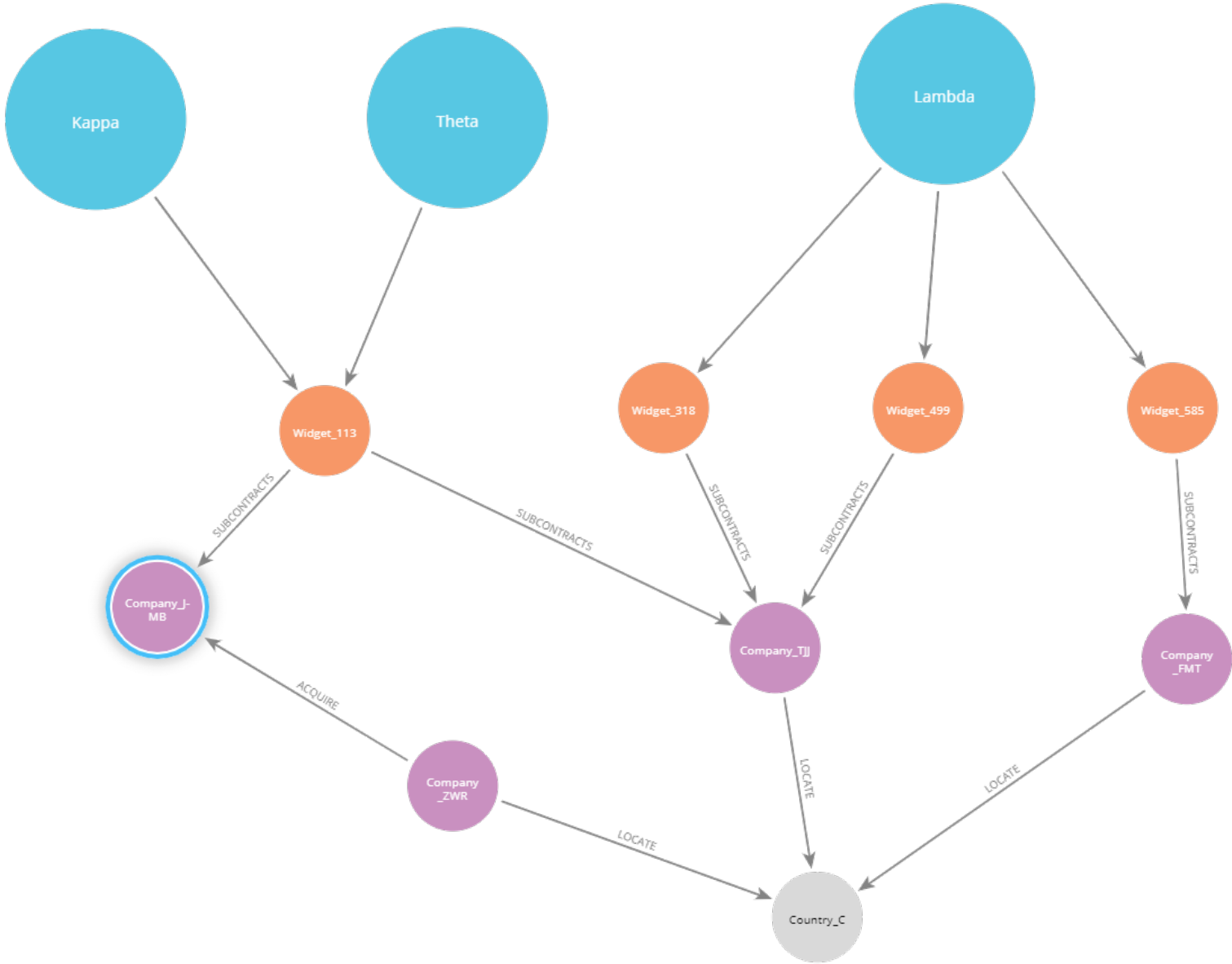
Components Shared Between Multiple Systems of Interest



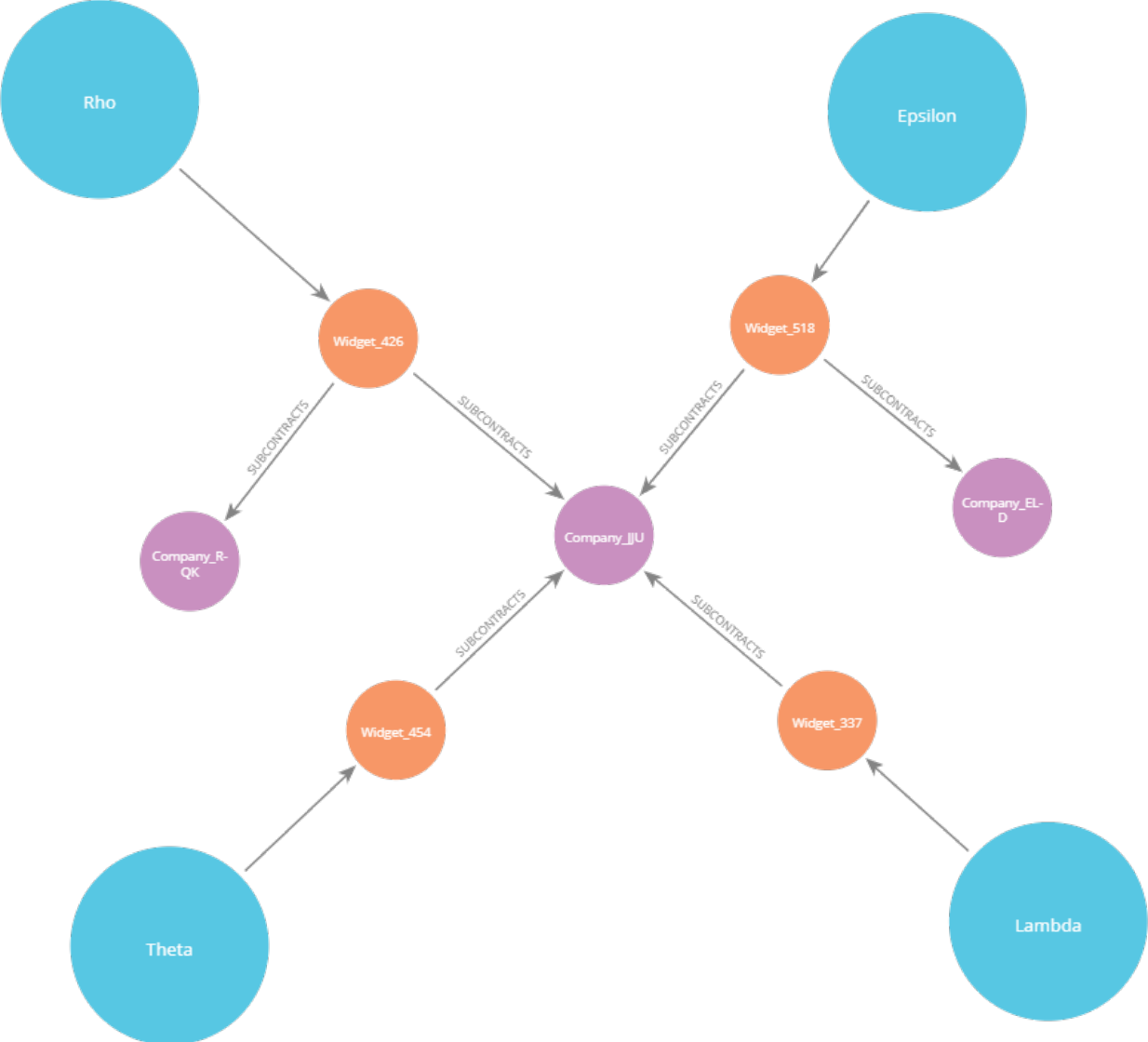
Suppliers Are Categorized Using Contract Period of Performance Metadata



Merger and Acquisition Activity in the Set of Suppliers



Shared Suppliers Between Multiple Programs of Interest



Questions?

REPORT DOCUMENTATION PAGE			Form Approved OMB No. 0704-0188		
Public reporting burden for this collection of information is estimated to average 1 hour per response, including the time for reviewing instructions, searching existing data sources, gathering and maintaining the data needed, and completing and reviewing this collection of information. Send comments regarding this burden estimate or any other aspect of this collection of information, including suggestions for reducing this burden to Department of Defense, Washington Headquarters Services, Directorate for Information Operations and Reports (0704-0188), 1215 Jefferson Davis Highway, Suite 1204, Arlington, VA 22202-4302. Respondents should be aware that notwithstanding any other provision of law, no person shall be subject to any penalty for failing to comply with a collection of information if it does not display a currently valid OMB control number. PLEASE DO NOT RETURN YOUR FORM TO THE ABOVE ADDRESS.					
1. REPORT DATE (DD-MM-YY) 00-04-23		2. REPORT TYPE Non-Standard		3. DATES COVERED (From – To)	
4. TITLE AND SUBTITLE Applications of Network Methods for Supply Chain Analysis			5a. CONTRACT NUMBER HQ0034-19-D-0001		
			5b. GRANT NUMBER		
			5c. PROGRAM ELEMENT NUMBERS		
6. AUTHOR(S) Zedekiah P. Fashena			5d. PROJECT NUMBER ITSDPD		
			5e. TASK NUMBER		
			5f. WORK UNIT NUMBER		
7. PERFORMING ORGANIZATION NAME(S) AND ADDRESSES Institute for Defense Analyses 730 East Glebe Road Alexandria, VA 22305			8. PERFORMING ORGANIZATION REPORT NUMBER NS D-33481		
9. SPONSORING / MONITORING AGENCY NAME(S) AND ADDRESS(ES) Institute for Defense Analyses 730 East Glebe Road, Alexandria, VA 22305			10. SPONSOR'S / MONITOR'S ACRONYM IDA		
			11. SPONSOR'S / MONITOR'S REPORT NUMBER(S)		
12. DISTRIBUTION / AVAILABILITY STATEMENT Approved for public release; distribution is unlimited.					
13. SUPPLEMENTARY NOTES Project Leader: Zedekiah P. Fashena					
14. ABSTRACT The DoD maintains a broad array of systems, each one sustained by an often complex supply chain of components and suppliers. The ways that these supply chains are interlinked can have major implications for the resilience of the defense industrial base as a whole and the readiness of multiple weapon systems. Finding opportunities to improve overall resilience requires gaining visibility of potential weak links in the chain, which requires integrating data across multiple disparate sources. By using open-source data pipeline software to enhance reproducibility, as well as flexible network analysis methods, multiple stovepiped data sources can be brought together to develop a more complete picture of the supply chain across systems.					
15. SUBJECT TERMS Supply chain, graph, network, data pipeline					
16. SECURITY CLASSIFICATION OF:			17. LIMITATION OF ABSTRACT Unlimited	18. NUMBER OF PAGES 20	19a. NAME OF RESPONSIBLE PERSON Institute for Defense Analyses
a. REPORT Unclassified	b. ABSTRACT Unclassified	c. THIS PAGE Unclassified			19b. TELEPHONE NUMBER (Include Area Code)

